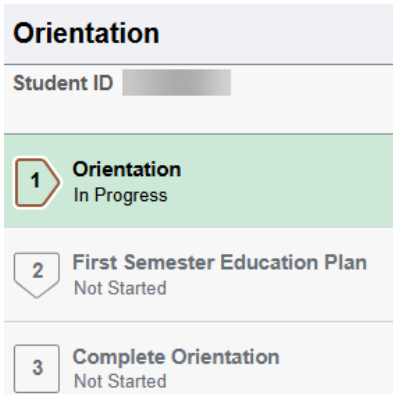


Online Orientation Steps Guide

Webpage: surf.miracosta.edu

Login to SURF using your SURF ID and password. Check Tasks for [Orientation](#).

Step 1: Orientation



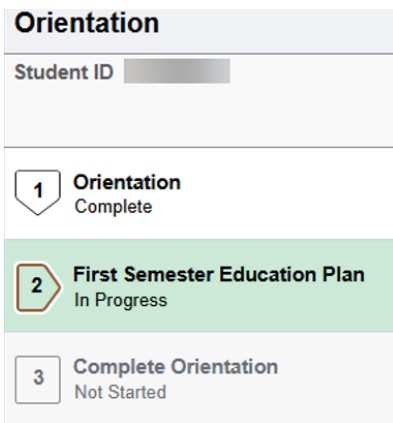
Click Launch Orientation.

- A new tab will open (check pop-up blockers).
- You must complete the final test with a 100% score.

Return to Orientation (original tab) and click Done.

The **Next >** button (or **>** on mobile device) will appear to move forward with step 2.

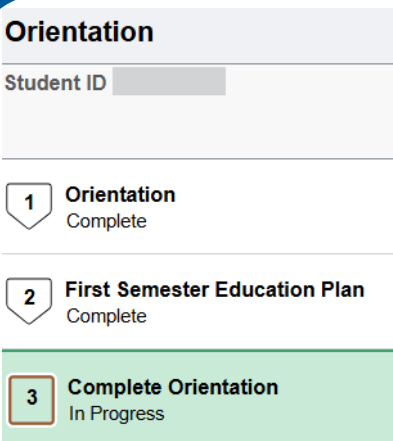
Step 2: First Semester Education Plan



Explore the Academic and Career Pathways (ACPs), update your major and ACP, and personalize your first semester plan.

Click **Save Education Plan**

Step 3: Complete Orientation



The last step of Orientation will ask you to click Submit which will complete the task in your To Do List.

Click **Submit**